

The U.S. Employment Snapshot

U.S. Economy Added 261,000 Jobs in October, 2017

ONE-MONTH CHANGE IN EMPLOYMENT ¹

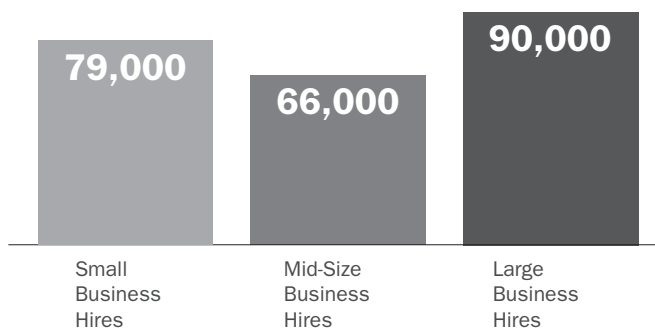
| | |
|----------------------------|---------|
| August, 2017 | 156,000 |
| September, 2017 | -33,000 |
| ¹ October, 2017 | 261,000 |

ONE-MONTH CHANGE IN EMPLOYMENT BY INDUSTRY ¹

| Industry | People Employed September, 2017 | People Employed October, 2017 | Gain or Loss |
|---------------------------|------------------------------------|----------------------------------|--------------------|
| Mining, logging | 719,000 | 717,000 | -2,000 |
| Construction | 6,919,000 | 6,930,000 | 11,000 |
| Manufacturing | 12,457,000 | 12,481,000 | 24,000 |
| Wholesale | 5,938,500 | 5,944,200 | 5,700 |
| Retail | 15,823,500 | 15,815,200 | -8,300 |
| Transportation | 5,112,500 | 5,120,900 | 8,400 |
| Utilities | 553,200 | 553,200 | 0 |
| Information, media | 2,717,000 | 2,716,000 | -1,000 |
| Finance, real estate | 8,478,000 | 8,483,000 | 5,000 |
| Professional | 20,820,000 | 20,870,000 | 50,000 |
| Health, education | 23,213,000 | 23,254,000 | 41,000 |
| Leisure, hospitality | 15,873,000 | 15,979,000 | 106,000 |
| Services, miscellaneous | 5,773,000 | 5,785,000 | 12,000 |
| ^{B1} Government | 22,352,000 | 22,361,000 | 9,000 |

OCTOBER HIRES BY BUSINESS SIZE ²

ADP PAYROLL SURVEY



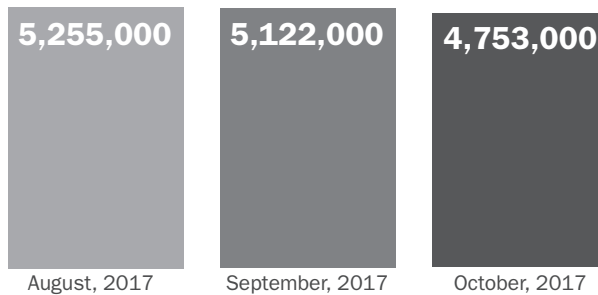
153,861,000 People were Employed in October, 2017

| | |
|----------------------|--------------------|
| August, 2017 | 153,439,000 |
| September, 2017 | 154,345,000 |
| October, 2017 | 153,861,000 |

ONE-YEAR CHANGE IN EMPLOYMENT BY OCCUPATION ¹

| Occupation | People Employed October, 2017 | People Employed October, 2017 | Gain or Loss |
|--|-------------------------------|-------------------------------|-----------------|
| Management | 24,922,000 | 25,620,000 | 698,000 |
| Professional | 34,844,000 | 35,442,000 | 598,000 |
| Service | 27,013,000 | 27,075,000 | 62,000 |
| Sales | 15,757,000 | 15,795,000 | 38,000 |
| Office, administrative | 17,781,000 | 17,838,000 | 57,000 |
| Farming, fishing, forestry | 1,037,000 | 1,222,000 | 185,000 |
| Construction, extraction | 7,933,000 | 8,183,000 | 250,000 |
| Installation, maintenance, repair | 5,023,000 | 4,920,000 | -103,000 |
| Production | 8,410,000 | 8,575,000 | 165,000 |
| Transportation, material moving | 9,614,000 | 9,554,000 | -60,000 |

PEOPLE WORKING PART TIME FOR ECONOMIC REASONS ¹



ONE-YEAR CHANGE IN HOURS AND WAGES ¹

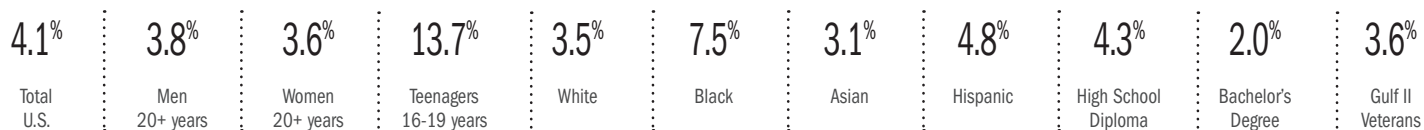
| | October, 2016 | October, 2017 |
|-----------------------------------|---------------|---------------|
| Average workweek | 34.4 hours | 34.4 hours |
| Average overtime in manufacturing | 3.3 hours | 3.5 hours |
| Average hourly earnings | \$25.90 | \$26.53 |
| Average weekly earnings | \$890.96 | \$912.63 |

The U.S. Employment Snapshot

6,520,000 People were Unemployed in October, 2017

| | |
|----------------------------|-----------|
| August, 2017 | 7,132,000 |
| September, 2017 | 6,801,000 |
| ^A October, 2017 | 6,520,000 |

OCTOBER 2017, UNEMPLOYMENT RATES ¹

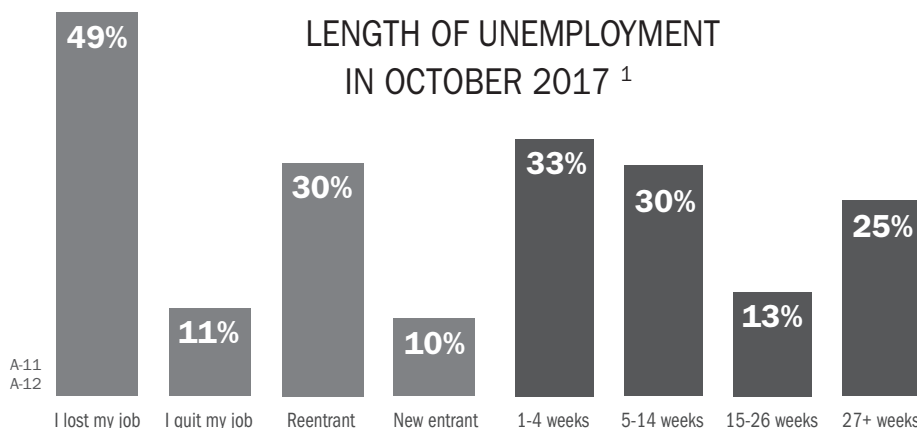


^A
^{A-5}

UNEMPLOYMENT BY OCCUPATION ¹

| | People Unemployed October 2017 | Unemployment Rate |
|---|--------------------------------|-------------------|
| Management | 498,000 | 1.9 |
| Professional | 787,000 | 2.2 |
| Service | 1,444,000 | 5.1 |
| Sales | 656,000 | 4 |
| Office, administrative | 707,000 | 3.8 |
| Farming, fishing, forestry | 67,000 | 5.2 |
| Construction, extraction | 495,000 | 5.7 |
| Installation, maintenance, repair | 163,000 | 3.2 |
| Production | 311,000 | 3.5 |
| ^{A-13} Transportation, material moving | 522,000 | 5.2 |

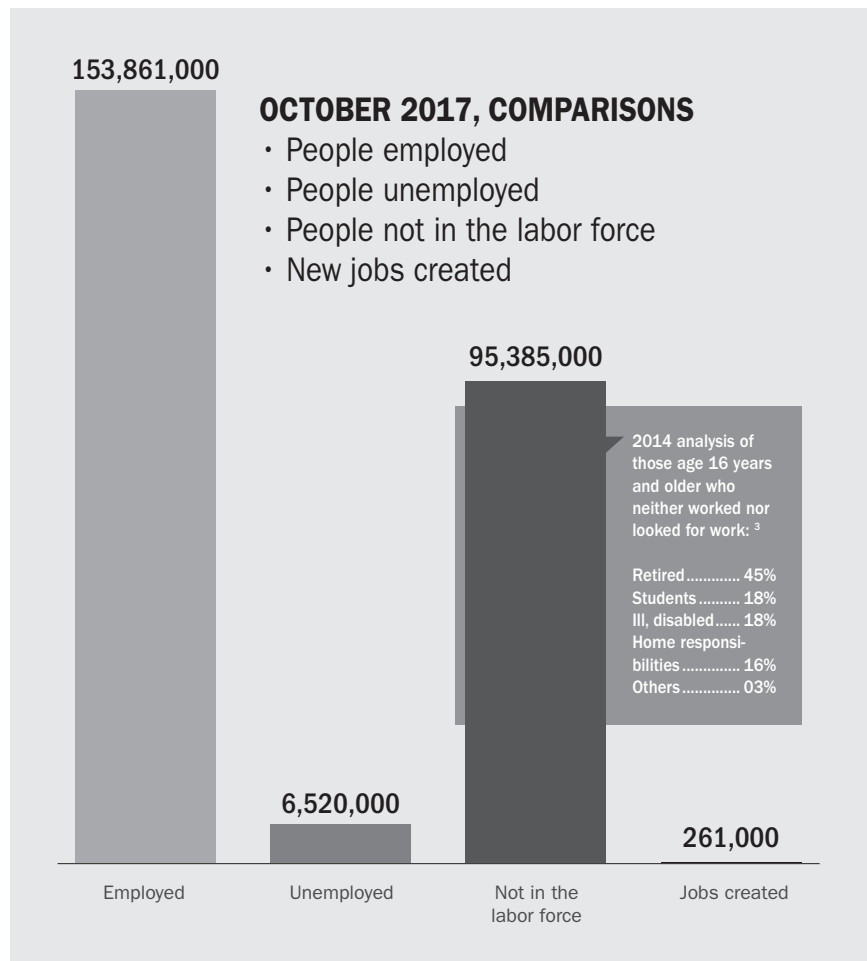
REASON FOR JOB LOSS & LENGTH OF UNEMPLOYMENT IN OCTOBER 2017 ¹



^{A-11}
^{A-12}

95,385,000 People were Not in the Labor Force in October, 2017

| | |
|----------------------|-------------------|
| August, 2017 | 94,785,000 |
| September, 2017 | 94,417,000 |
| October, 2017 | 95,385,000 |



1 <http://www.bls.gov/news.release/empsit.nr0.htm>
 2 <http://www.adpemploymentreport.com/2017/September/NER/NER-September-2017.aspx>
 3 <https://www.bls.gov/opub/btn/volume-4/people-who-are-not-in-the-labor-force-why-arent-they-working.htm>